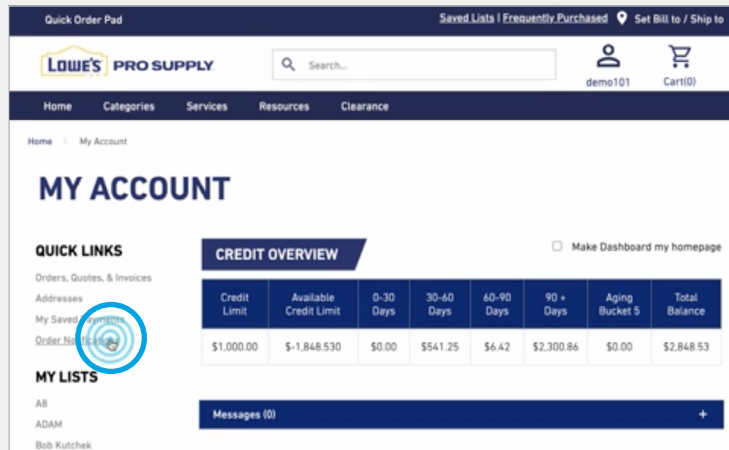


# ORDER NOTIFICATIONS



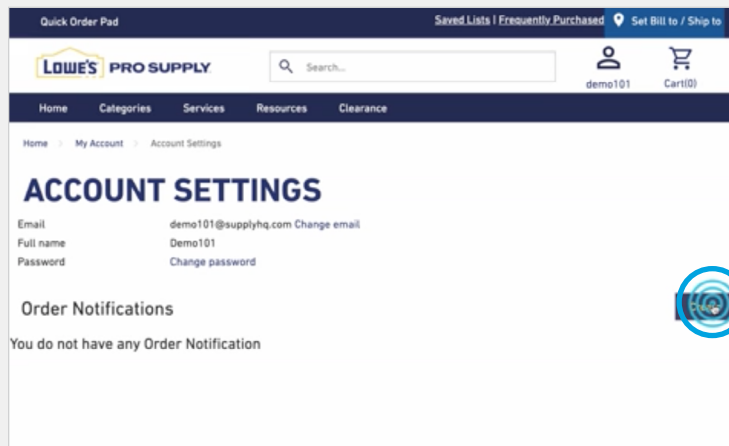
Order Notifications make it easy to keep up through automated email alerts.

- Quickly set up email alerts
- Easily add, delete or edit



1

To set up notifications, go to the Quick Links navigation on your account dashboard.



2

Select Create, along with the Bill To and Ship To info for your notifications...

## ONLINE GUIDE

# ORDER NOTIFICATIONS



Quick Order Pad

LOWE'S PRO SUPPLY

Home Categories Services Resources Clearance

Home > My Account > Account Settings

### ACCOUNT SETTINGS

Email: demo101@supplyhq.com Change email  
Full name: Demo101  
Password: Change password

#### Order Notifications

You do not have any Order Notifications

Order Notification

Select Bill To: 2 IT Test Customer zctest 12315 Parc Crest Dr NO NOT DELIVER

Select Ship To: IT Test Customer test 6910 Brasada DO NOT DELIVER Houston, TX

Email Addresses

+ [input field] -

Create

3

Then enter one or more email addresses to receive alerts whenever your order is processed, picked, shipped, delivered, invoiced and paid.

Quick Order Pad

Saved Lists | Frequently Purchased | Set Bill to / Ship to

LOWE'S PRO SUPPLY

Search...

demo101 Cart(0)

Home Categories Services Resources Clearance

Home > My Account > Account Settings

### ACCOUNT SETTINGS

Email: demo101@supplyhq.com Change email  
Full name: Demo101  
Password: Change password

#### Order Notifications

Create

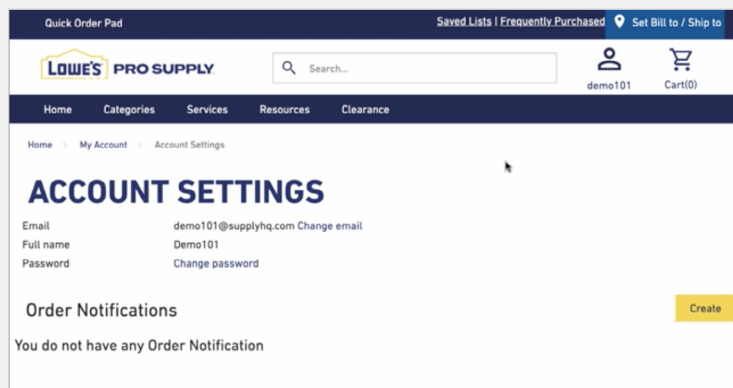
IT Test Customer test	Delete
Shipto: 6910 Brasada, Houston, Texas, 77085	
Email Notifications: hivoyid178@eyeremind.com	

4

You can delete or edit alerts at any time.

## ONLINE GUIDE

# ORDER NOTIFICATIONS



5

As long as an alert is active, you'll get these important notifications to help you manage supplies — for everyday needs or special projects.



### HOW-TO VIDEO: ORDER NOTIFICATIONS

Scan the code for a video walk-through to set automated alerts about your orders.

